


Post your salary journals using the Nominal Link

Presented by Michael & Duncan

Sage



1

Contents

Introduction

Salary journals and the nominal link

Set up nominal link

Enter your nominal settings

Post the nominal link

Post your salary journals into Sage Accounts
Check the transactions in Accounts

Further support & Questions

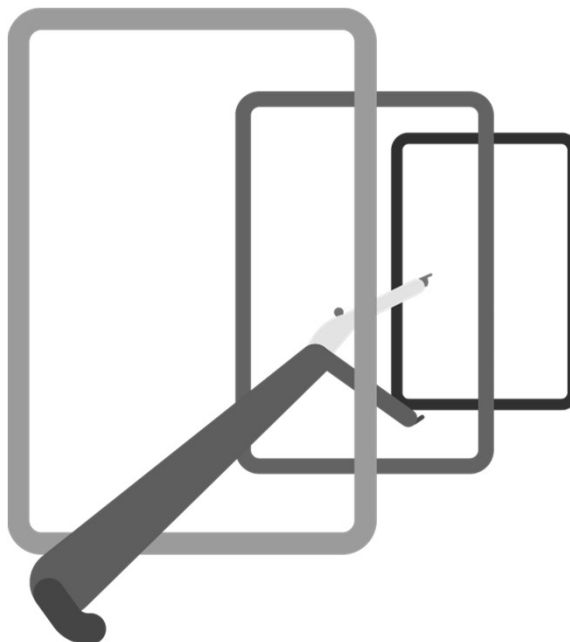
Sage

© 2023 The Sage Group plc, or its licensors. All rights reserved.

Page 3

3

Introduction



Sage

© 2023 The Sage Group plc, or its licensors. All rights reserved.

4

Salary journals

A simple example

Profit and loss – Overheads – Debit		Balance sheet – Liabilities – Credit	
Salaries Includes £13,000 net pay, £4,000 tax, £2,000 national insurance (NI) and £1,000 pension	£20,000	The amount owed to HMRC Includes £4,000 tax, £2,000 employees' NI and £3,000 employer's NI	£9,000
Employer's NI	£3,000	The net pay owed to the employees	£13,000
Employer's pension	£1,000	The amount owed to the pension provider	£2,000
Total	£24,000	Total	£24,000

Sage

© 2023 The Sage Group plc, or its licensors. All rights reserved.

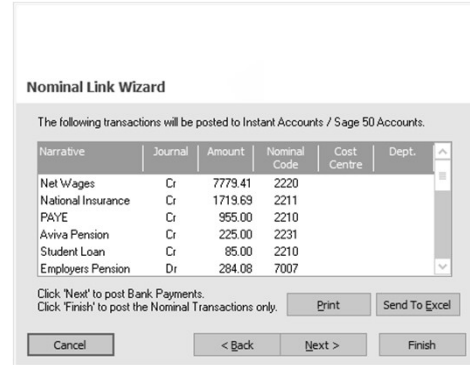
Page 5

5

Nominal Link

What's the nominal link?

- A quick and easy way to enter **salary journals** into your accounts
- Enter **nominal settings** in Sage 50 Payroll
- Post transactions directly into Sage Accounts

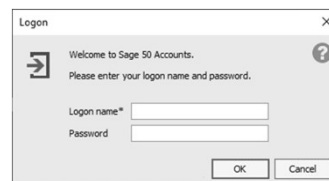


6

Nominal Link

What you'll need:

- Sage Accounts Logon name and password
- Location of COMPANY file
- Nominal codes




7000	Gross Wages
7001	Directors Salaries
7002	Directors Remuneration
7003	Staff Salaries
7004	Wages - Regular
7005	Wages - Casual
7006	Employers N.I. (Non-Directors)
7007	Employers Pensions
7008	Recruitment Expenses
7009	Adjustments
7010	SSP Reclaimed
7011	SMP Reclaimed
7012	Employers N.I. (Directors)

- Company.000
- DataRestores
- Demodata
- HTML
- IREPractice
- LaunchPads
- Practice
- Shared Data
- VATHelpCentre
- Analytics.xml
- Application.config
- COMPANY**
- COMPANY.UNC

7

Set up the nominal link



8

Set up the nominal link

Enter your nominal settings

1. Choose Sage Accounts software or File
2. Browse to company file and select company (Sage Accounts)

Tip: Default path is C:\ProgramData\Sage\Accounts\20xx

3. Enter nominal codes
4. Set up overrides, if required



More info – <https://gb-kb.sage.com/portal/app/portlets/results/viewsolution.jsp?solutionid=200427112205765>

9

Post the nominal link



10

Post the nominal link

- 1 Update records
- 2 Nominal Link Wizard
- 3 Login to Sage Accounts

Update Records Wizard

The following employees' records will be updated. Deselect any employees that you do not want to update.
The previous column shows whether or not an employee record was updated for the previous tax period.

Reference	Surname	Initials	Previous	Frequency
1	One	E	Yes	Monthly
2	Two	E	Yes	Monthly
3	Three	E	Yes	Monthly
4	Four	E	Yes	Monthly
5	Five	F	Yes	Monthly

Buttons: Cancel, < Back, Next >, Finish



Nominal Link Wizard

The following transactions will be posted to Instant Accounts / Sage 50 Accounts.

Narrative	Journal	Amount	Nominal Code	Cost Centre	Dept.
Net Wages	Cr	7779.41	2220		
National Insurance	Cr	1719.69	2211		
PAYE	Cr	995.00	2210		
Aviva Pension	Cr	225.00	2231		
Student Loan	Cr	85.00	2210		
Employers Pension	Dr	284.08	7007		

Click 'Next' to post Bank Payments.
Click 'Finish' to post the Nominal Transactions only.

Buttons: Cancel, < Back, Next >, Finish, Print, Send To Excel



Logon

Sage Data Objects

Please enter your logon name and

Logon Name:

Password:

Buttons: OK, Cancel

More info – <https://gb-kb.sage.com/portal/app/portlets/results/viewolution.jsp?solutionid=200427112326905>



11

Webinars

The screenshot shows the Sage Webinars landing page. At the top, there is a navigation bar with links for Sage, Help Centre, Products, Integrated Apps, Sage University, and Useful links. Below this is the main heading 'Sage Webinars' and a sub-heading: 'Webinars are live online demonstrations hosted by a Sage expert, that help you to get the most out of your software. To get started, choose your software below.' There are four featured webinar cards, each with a title, a brief description, and a right-pointing arrow:

- Sage 50 Accounts**: Our free webinars help you to discover more efficient and effective ways to use Sage 50 Accounts. There are new topics added each week.
- Sage 50 Payroll**: Become an expert and learn the top tips and tricks in payroll. Join us weekly for a free webinar as we discuss hot topics, address any new or upcoming legislation and give demos of new product features.
- Sage Business Cloud Accounting UK**: Free online learning that helps you get the most out of Sage Accounting.
- Sage Business Cloud Payroll UK**: Free online learning that helps you get the most out of Sage Payroll.

www.sage.co.uk/webinars



© 2023 The Sage Group plc, or its licensors. All rights reserved.

Page 13

13

Thank you!

Please take a minute to complete the short exit survey as you leave.

You'll receive a follow-up email later today.
This includes links to register for future webinars and to watch recordings.



© 2023 The Sage Group plc or its licensors. All rights reserved. Sage, Sage logos, and Sage product and service names mentioned herein are the trademarks of Sage Global Services Limited or its licensors. All other trademarks are the property of their respective owners.

15