

Sage 50 Accounts

#1 - Mastering tax codes

UK only

Michael Cox

Sage



Sage



VAT proficiency

Sage 50 Accounts

Agenda

Introduction

Defaults / Set up / Amend

Which code?

Hands on task

- Get involved
- Scenarios

Further support and Questions

VAT Proficiency – 18-29 March

Earn your digital badge by attending at least 4 different topics.

#1 - Mastering tax codes (UK only)

#2 - Prepare and reconcile your VAT Return with ease

#3 - Effortlessly complete and submit your VAT Return

#4 - Our top 5 questions answered

#5 - Exploring the VAT verification checks

#6 - Running reports for confident reconciliation

#7 - Correcting VAT transactions

[Register now](#)



Tax Codes

Defaults

- Settings > Configuration > Tax Codes

Default tax codes list

GB and Northern Ireland

Republic of Ireland

Configuration Editor

Custom Fields	Email	Dispute Reasons	Credit Control	Project Costing
Terms	Tax Codes	Account Status	Products	Fixed Assets

Tax Codes

Sage 50 Accounts helps you to keep track of VAT with a comprehensive set of tax codes. These tax codes are set-up by default when you install the program, and you will not normally need to change any of the settings.
If you do need to modify any of the tax codes, you can do this below.

For more information on VAT and tax codes, visit the HM Revenue and Customs web site - just select "HM Revenue and Customs" from the Weblinks menu.

Code	Rate	In Use	Exports	Imports	Description
T0	0.00	Y	N	N	Zero rated
T1	20.00	Y	N	N	Standard rate
T2	0.00	Y	N	N	Exempt transactions
T3	0.00	Y	N	N	
T4	0.00	Y	Y	N	Sale of goods to VAT registered customers in EC
T5	5.00	Y	N	N	Lower Rate
		N			
		N			
		Y			Zero rated purchases of goods from suppliers in EC
		Y			Standard rated purchases of goods from suppliers in EC
		N			
		N			Non-Vatable Tax Code
		N			
		N			
		N			
		N			
		N			

OK C

Edit Tax Code

[? Help](#)

Settings Code: <input type="text" value="T1"/> Rate: <input type="text" value="20.00"/> <input checked="" type="checkbox"/> Include in VAT Return	Import/Export Code <input type="checkbox"/> Enable Import/Export Code Purchases Services Link To: <input type="text" value="T0 0.00"/> <input type="checkbox"/> Override Link To tax code <input type="checkbox"/> Post EU withdrawal
Reverse Charge <input type="text" value="No"/>	
Description <input type="text" value="Standard rate"/>	

OK Cancel

Tax Codes

Which code? UK only

T0	T2	T9
Zero rated goods and services	Exempt goods and services	Non-vatable items
Most foods Children's clothing Books, newspapers Passenger transport Prescription medicines	Some finance charges Education and some training Health Betting and gaming Postal services Insurance	Wages Bank or cash transfers PAYE and NI contributions Capital Loans, dividends and gifts of money

Tax codes to use for popular goods and services

Tax Codes

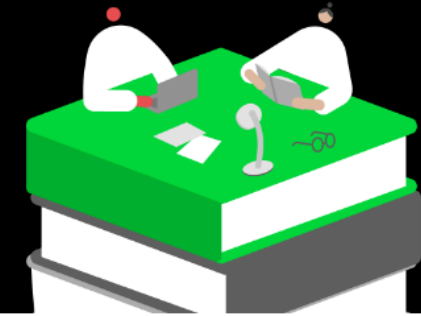
Sage Help Centre > Manage your VAT

Great Britain and Northern Ireland

Republic of Ireland

**You need help.
We have answers.**

Search for answers...



What do you need help with today?



Install your software

Everything you need to install your software.



Protect and repair your data

Protect your data and fix any Check Data errors that occur.



Manage your VAT

Record VAT transactions and produce VAT Returns.



Working with the bank

Record and keep track of money paid and received.



Run your accounts remotely

Don't be tied to the office, work flexibly with Remote Data Access.



Financial year end

Complete your year end, then get ready for the new year.

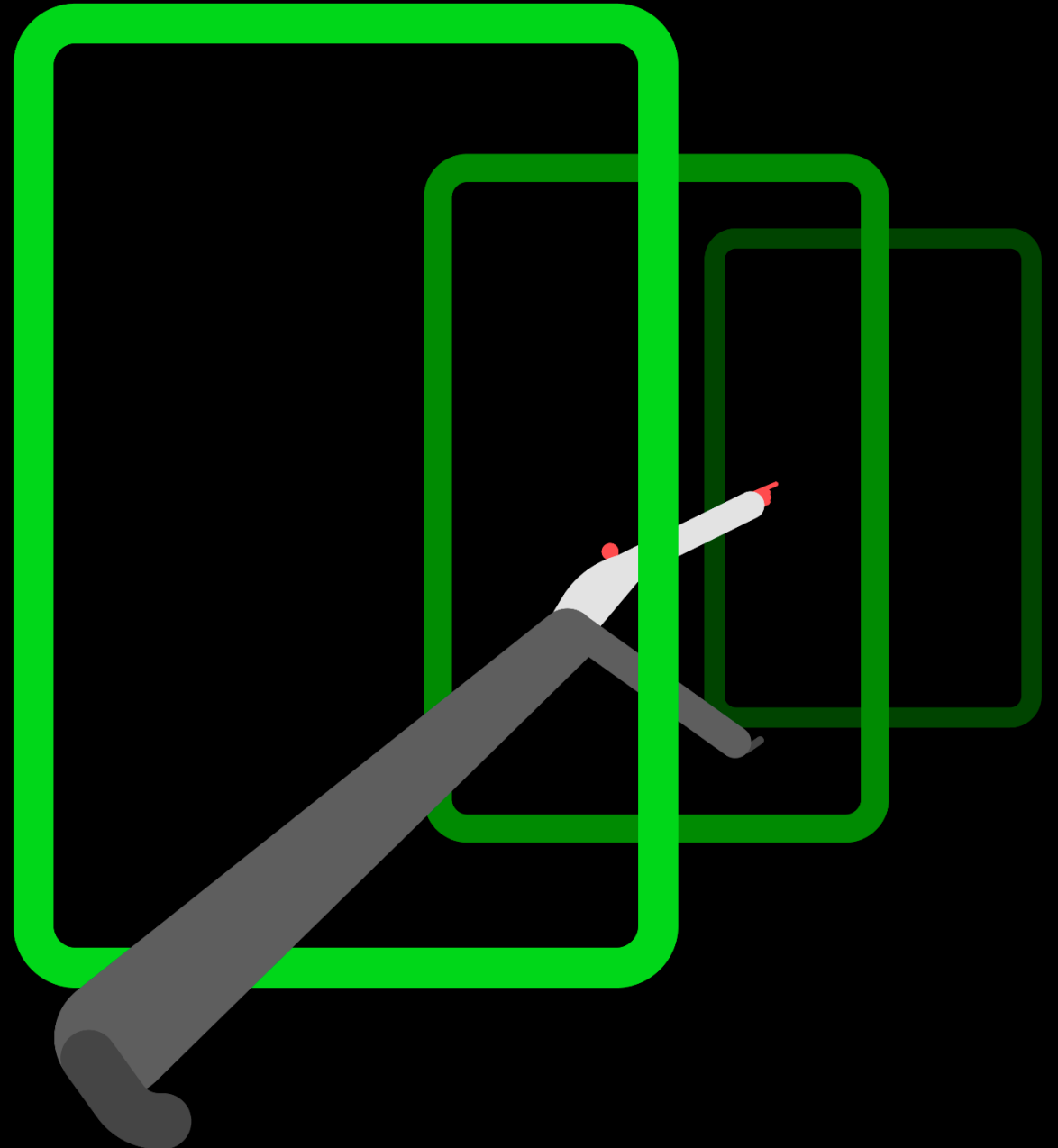


Hands on task

Configuring F12 (or F11 if you're using v28.2 or above)

Note: The code required to complete this task is available in the Chat panel.

[Help Centre > F12](#)



Tax Codes

Scenarios – UK

- Bank charges
- Purchase of a service from a supplier who is not VAT registered
- Sale of goods outside of UK, with proof of exportation







Tip: If in doubt, contact HMRC.

Help Centre

www.sage.co.uk/help

- Search the knowledgebase
- Support guides
- Webinars
- Videos
- Get in touch

The screenshot shows the Sage Help Centre website. At the top, there is a navigation bar with the Sage logo and links for Help Centre, Products, Integrated Apps, Sage University, and Useful links. Below this, a secondary navigation bar includes 'Sage 50cloud Accounts', 'Hot topics', 'Manage your account', 'Free training', 'Sage City', and 'Webinars'. The main content area features a large dark banner with the text 'You need help. We have answers.' and a search bar labeled 'Search for answers...'. To the right of the search bar is an illustration of a desk with a computer monitor, keyboard, and a person's head. Below the banner, a section titled 'What do you need help with today?' displays six help topics in a grid. The 'Manage your VAT' topic is highlighted with a green border. Each topic includes an icon, a title, a brief description, and a right-pointing arrow.

What do you need help with today?	
 Install your software Everything you need to install your software. >	 Protect and repair your data Protect your data and fix any Check Data errors that occur. >
 Manage your VAT Record VAT transactions and produce VAT Returns. >	 Working with the bank Record and keep track of money paid and received. >
 Run your accounts remotely Don't be tied to the office, work flexibly with Remote Data Access. >	 Financial year end Complete your year end, then get ready for the new year. >

Sage Community Hub

CommunityHub.sage.com

Thank you!

Please take a minute to complete the short exit survey as you leave.

You'll receive a follow-up email with links to register for future webinars and watch recordings.

