

Additional Report Library.

Michael Cox



Sage

Contents

What is the Report library?

Demonstration

- Access
- Download
- Add report to Sage 50 Accounts
- Add report to Sage 50 Payroll

Report finder

Further support

Additional Report Library.

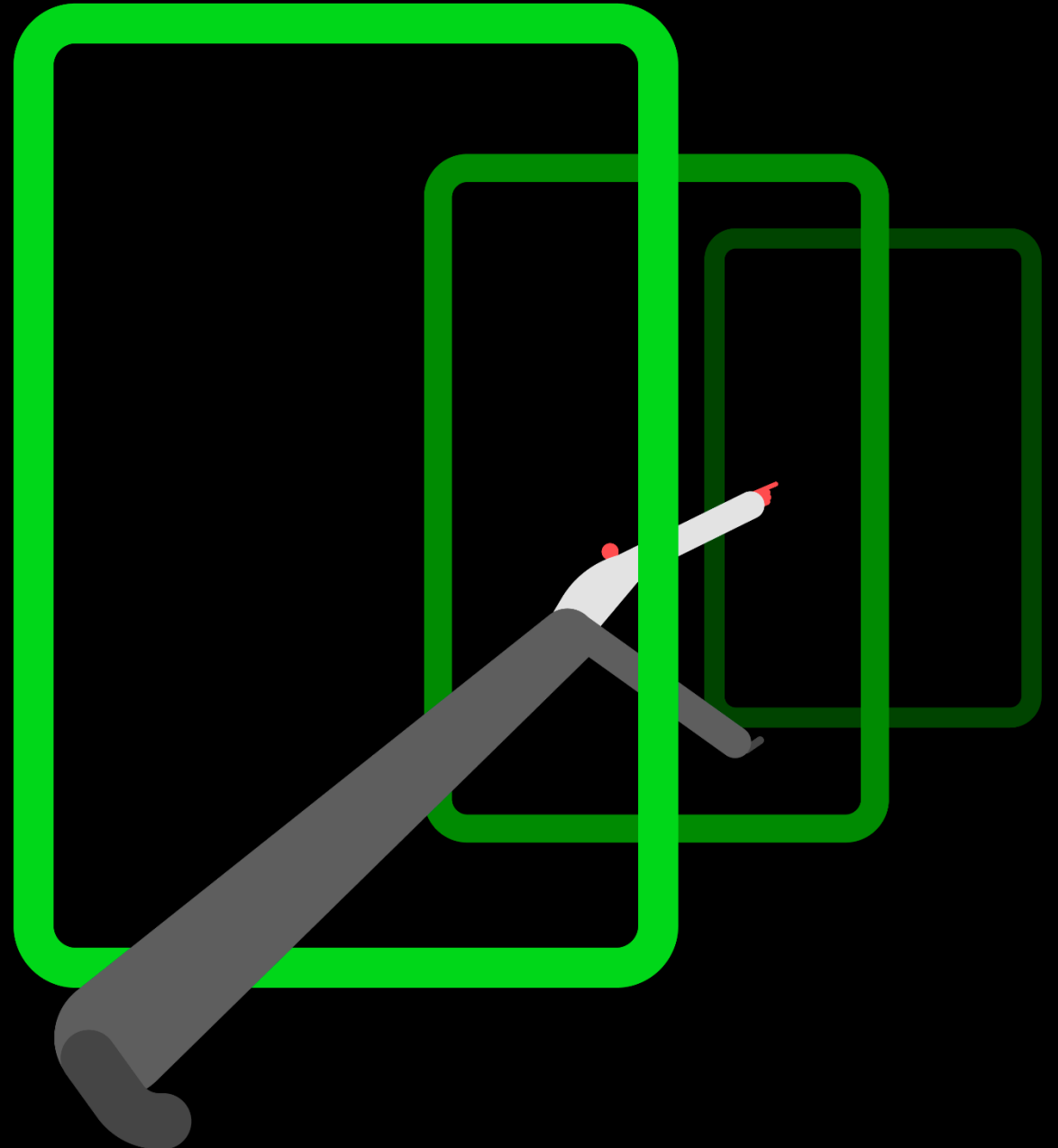
What is the Additional Report Library?

- Free additional reports for you to download and use within Sage 50 Accounts and Sage 50 Payroll.
- Two libraries available for each product:
 - Standard Library
 - Advanced Library
- Access determined by your level of cover.

Report Library

Demonstration.

- Access
- Download
- Add report to Sage 50 Accounts
- Add report to Sage 50 Payroll



Report Library.

Which Report?

- Use the Report finder Version 22 & above
- Filter
- Search

Report finder - Accounts

Report finder - Payroll

sage Which report - Sage 50cloud Accounts

Which accounts report? Finding the report you need

To find the best report to meet your requirements, you can either enter the keywords of what you're looking for into the search bar, or you can find a report by selecting the specific information you require by clicking the **Show filters** button.

To assist you with using the tool, you can view our help guide, [Find out more >](#)

If you can't find the report you're looking for, please let us know so we can improve our service, [Feedback now >](#)

[Show filters](#) [Clear filters](#) Search:

Report and filename	Description	Location
Account Balances by Account Status CSTACCST.report	Customers outstanding balances to date, listed and grouped by account status.	Click Customers , then click Reports , then click Credit control and turnover <i>Available in Sage 50cloud Accounts Standard and above.</i>

Help Centre

Support hub

- Support guides
- Videos
- Free training
- Get in touch

Support hub - Accounts

Support hub - Payroll

The screenshot shows the Sage Help Centre interface for 'Reports and layouts'. At the top, there is a navigation bar with the Sage logo and links for 'Help Centre', 'Products', 'Integrated Apps', 'Sage University', and 'Useful links'. Below this is a breadcrumb trail: 'Sage 50cloud Accounts > Support hubs > Reports and layouts'. The main heading is 'Reports and layouts' in a large, bold font, followed by the sub-heading 'Create reports and layouts to help you run and analyse your business.' A search bar with the placeholder text 'Search for answers...' and a magnifying glass icon is positioned below the heading. A green banner at the top of the content area reads 'September Support Bulletin Free webinars, emailing invoices, correcting transactions and more... View now'. Below the banner is a blue-bordered box titled 'Free Additional Reports' with the text: 'Did you know that you're entitled to extra Sage 50cloud Accounts reports for free, as part of your Sage Cover support? Find out more >'. A horizontal menu below this box contains four items: 'Support guides' (selected), 'Videos', 'Free training', and 'Get in touch'. The main content area features six cards, each with a title, a brief description, and a right-pointing arrow: 'Generate reports' (How to print, preview and save reports in your software.), 'Report finder' (Enter your requirements to find the best report for you.), 'Email your reports and layouts' (Speed up your processing by emailing reports and layouts.), 'Reporting services' (Find out about our report libraries and request a bespoke design.), 'Create your own reports', and 'Digital stationery'.

What is Sage Membership ?

Sage University – **Sageu.com**

Sage City – **Sagecity.com**

Sage Masterclass

Member Masterclass

Season 1: Finding and keeping great people

Built exclusively for Sage members and available to everyone for a limited time only.


Your greatest asset is your people. So, how do you find and keep the best?

Whether you're a one-person business or already lead a team, a great hire is game-changing.

In the very first season of Member Masterclass, you'll discover:

- How to create a world-class onboarding experience.
- How to develop and nurture your talent.
- How to retain the talent you have.

Visit sage.com/uk/masterclass now and learn from visionary leaders on how to hire and retain top talent.




SEASON 1: FINDING AND KEEPING GREAT PEOPLE

How to create a more human company

Join Michael Acton Smith, Co-Founder and Co-CEO of Calm, and discover techniques to help you build a happier, healthier and more productive workplace.

Watch the keynote



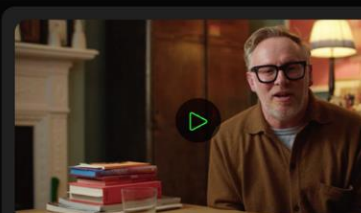
How to make your people thrive and come alive

Julia Jahn
Global Employee Experience Lead




Duke Stump
Chief Brand Officer at NewLab

Building a business with soul




Charlie Gladstone
Author and Creative Entrepreneur

The life-changing magic of emotional intelligence at work



How to create a deeper connection with your people

Bobette Buster
Author, Film Producer, and Professor of Storytelling



Khalilah Olokunola
Chief People Officer at TRU Colors

Why successful recruitment doesn't end with onboarding



Duke Stump
Chief Brand Officer at NewLab

How to spark inspiration and create a positive culture

And more...

Upcoming Webinars.

Upcoming	Key Topics
<p>Month End</p> <p>CIS</p> <p>Domestic Reverse Charge</p> <p>Journals</p> <p>Customers > Letters</p> <p>Festive Messaging</p> <p>Prepayments & Accruals</p> <p>Fixed Asset</p>	<p>Report Design > Groups & Sorts Tuesday 22 November 2pm</p> <p>Learn about the structure of reports in Report Designer, and the impact of adding groups and sorts to a report with a view to enabling you to make basic amendments to existing reports.</p> <p>Any requests?</p> <p>Please add them to the exit survey as you leave.</p>

Thank you!

Please take a minute to complete the short exit survey as you leave.

You'll receive a follow-up email with links to register for future webinars and watch recordings later today.

